

<Before class>  
Teachers create instructional video & ask students to complete WSQ (Watch, Summary, Quiz) + Gamification

Timonious Downing  
Flipped Classroom Workflow  
with TouchCast  
7th Grade Gifted & Talnted English Teacher



1. Watch video and read articles about court system (10mins)

2. Summarize and take notes during the video clips (15mins)

3. Take quizzes about a role of attorney, judge, and jury (5mins)

+

<Gamification>  
Play a game about court system and complete one quest (20mins)

To share document:



Google drive



Dropbox

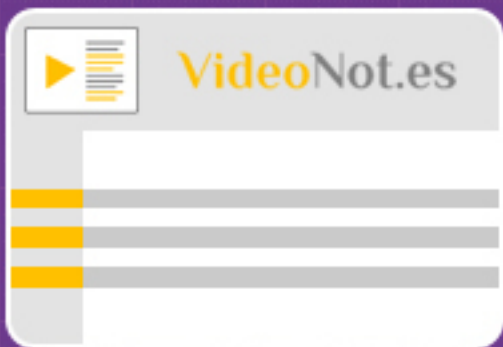
To make & share video:



vimeo

Use TouchCast to create an instructional video

To take a note:



BAMBOO



Use Touchcast comments (located under the video) to make and share your notes

To create quiz & make a vote

Kahoot!



Use TouchCast Question vApp and Poll vapp to create a quiz

Games about court system

1.Argument Wars:  
[https:// www.icivics.org/](https://www.icivics.org/)



2. AceAttorney Online:  
[http:// aceattorney.sparklin](http://aceattorney.sparklin)



<In class>  
Class will be divided into several small groups to do role-play + Gamification

1. Divide class into several groups, and review the role of judge, attorney, or jury (10mins)

2. Choose one of the role and role-play. Videotape it during the activity (green screen), and share it with others (30mins)

+

<Gamification>  
Students will be given points or badges for their engagement and teamwork (5mins)

To share document:



Google drive



Dropbox

To make & share video:




vimeo



Touchcast's green screen feature will take significant role in activities like role play. You can use the TouchCast virtual studio theme for a debate setting!

Customized Digital Badges: Credly



<After class>  
Reflect on their learning and share their opinions online + Gamification!

1. Watch others' video online and post their comments on it (20mins)

2. Share their own questions and vote for them if they are interesting (15mins)

+

<Gamification>  
Check EXP and badges collected and do some extra activity to get additional points (10~20mins)

To make & share video:



vimeo

Touchcast allows students and teachers to share their video about their activity and post their comments on it!

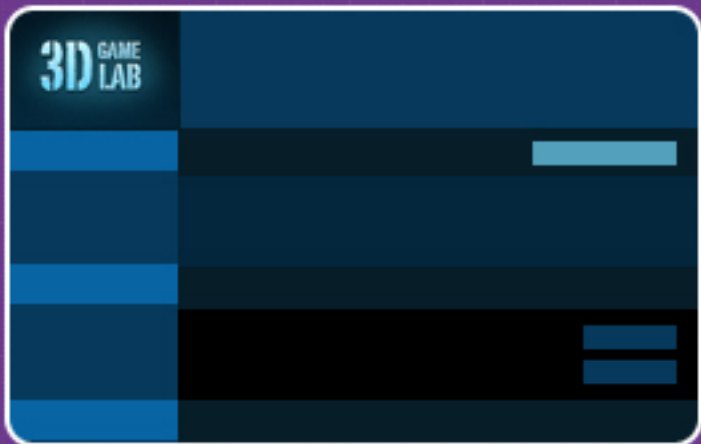
To create quizzes & make a vote:

Kahoot!



Use the Poll vApp, so students can vote on the video. You can also use the Rating vApp so students can rate the video.

Ranking management system:  
3D-Game Lab



3D-game Lab will help teachers to manage EXP, badges, and ranking system, Also, it can provide extra mission to students!

Some games (HTML 5) can be played inside the TouchCast Web vApp

Resources:

Blog: <http://www.edtechsanity.com/#sthash.4PvS3QxG.dpuf>  
Twitter: <https://twitter.com/Techmonious>  
Gamification log: <https://sites.google.com/a/pgcps.org/wmms-rela-intellects>